

# 学生在线学习操作手册

## Operation Procedures of Online Learning via Xue Xi Tong APP For International Undergraduate Students

### 一、 移动端学习 Mobile learning

#### 1. 下载“学习通” Download “Xue Xi Tong”

学生可在手机应用市场搜索并下载“学习通”，或直接扫如下二维码进行下载。

search and download “学习通”in the mobile app market, or scan the following QR codes for download.



#### 2. 登录和注册

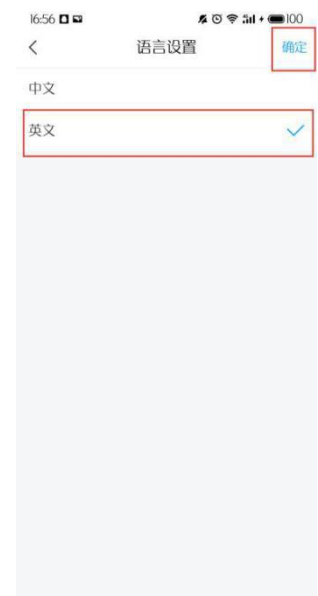
#### Login and Registration

② 请点击学习通进入“登录”页面，选择“其他方式登陆”，

输入学校名称“徐州医科大学”或者“1956”、然后输入自己的学号，初始密码为123456, 或者“s654321s”

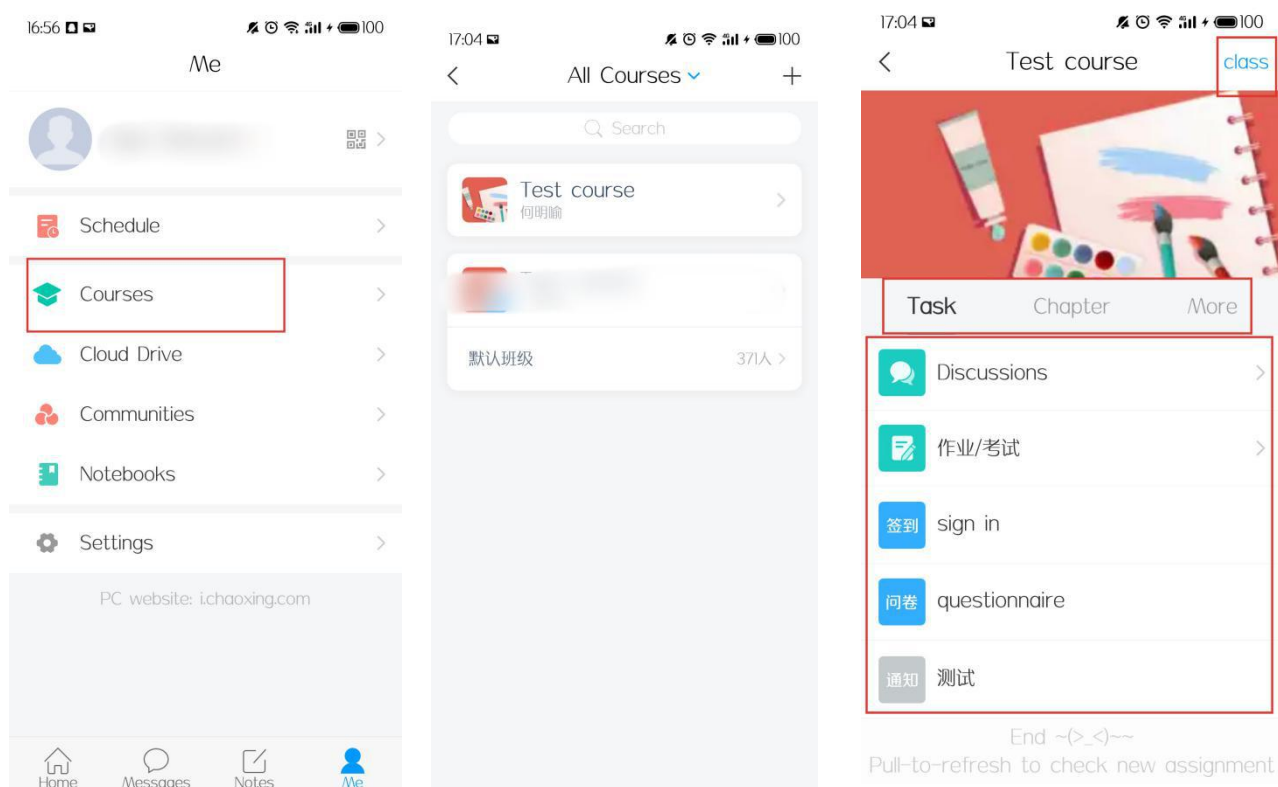
Please choose 其他方式登陆, and type our university name 徐州医科大学 or 1956.

Type your student ID, and your password is 123456 or s654321s.



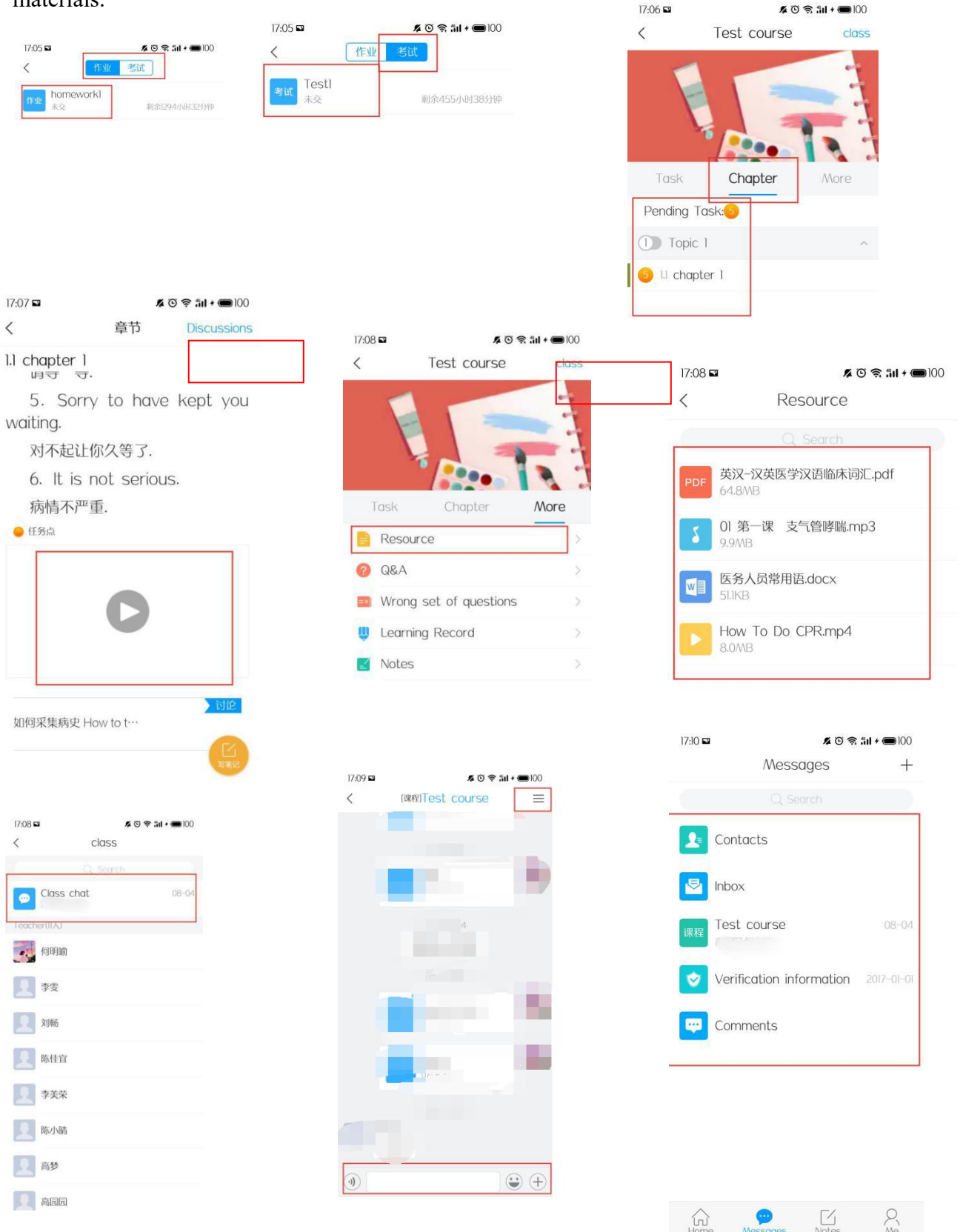
点击底部菜单“我”—“课程”，可进入课程列表，再选择要学习的课程，即可进入课程详情，章节内容即为学习内容，在章节学习过程中可随时写笔记。

Click on the bottom menu "Me "- " course ", you can enter the course list, and after you select the course to learn, you will see the course details. The chapter content will be your current learning content. In the learning process, you can write notes at any time.



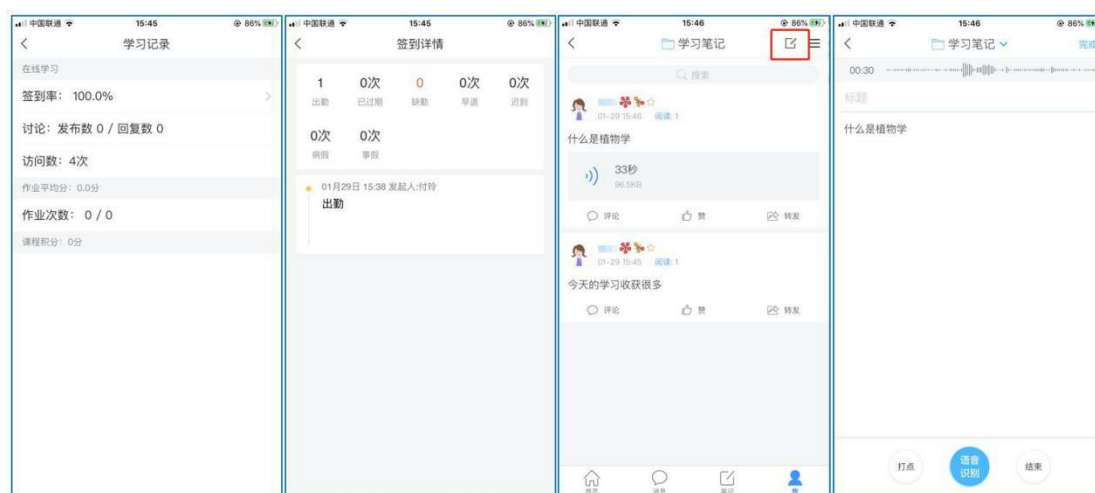
此外，点击“任务”，可查看老师发放的学习任务及各类通知，点击“更多”可  
查看老师准备的学习资料。

In addition, if you click on "tasks", you can view the teacher's learning tasks and various notices. If you click on "more" you can view more of the teacher's prepared learning materials.



点击“学习记录”可查看自己的详细学习记录，点击“课堂笔记”（即章节右下角的“笔记”）进入课程学习笔记区，查看自己的笔记，除可写文字笔记外，还可以写语音笔记，随时记录学习要点。

If you click on "learning record", you can view your detailed study record. If you click "study note "(which is "note" in the lower right corner of the chapter), you can enter the course study note area, check your notes, write notes, write voice notes and record key points at any time.

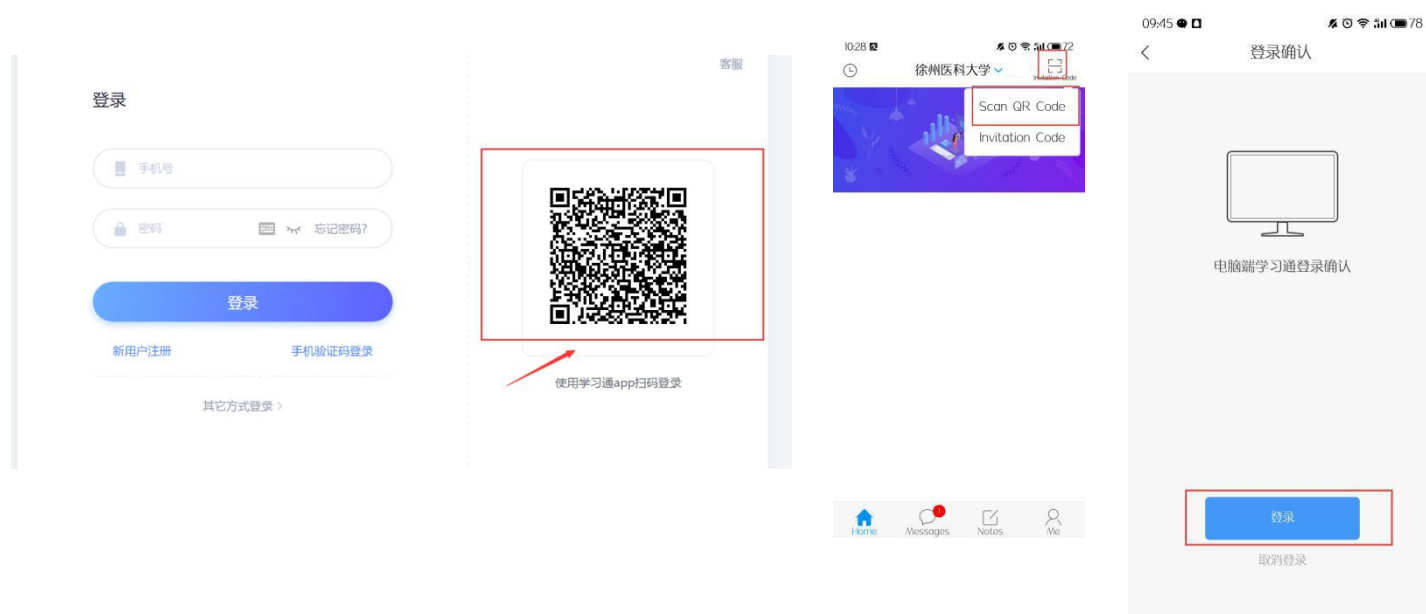


移动端学习记录及课堂笔记

## 二、电脑端学习 Computer Learning

登录网址：

<https://passport2.chaoxing.com/login?loginType=4&fid=132363&newversion=true&refer=http://i.mooc.chaoxing.com>



请完善个人信息

+86 500911113223

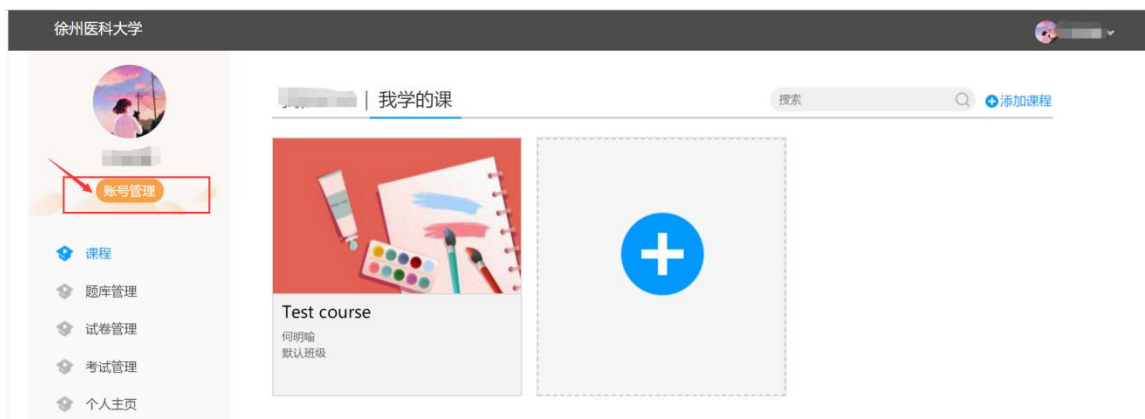
验证码 获取验证码

保存

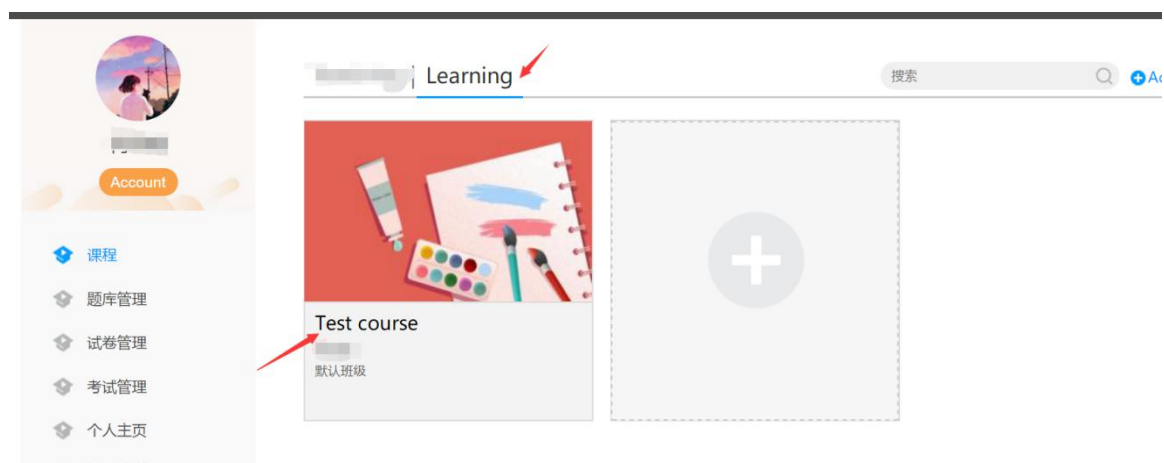
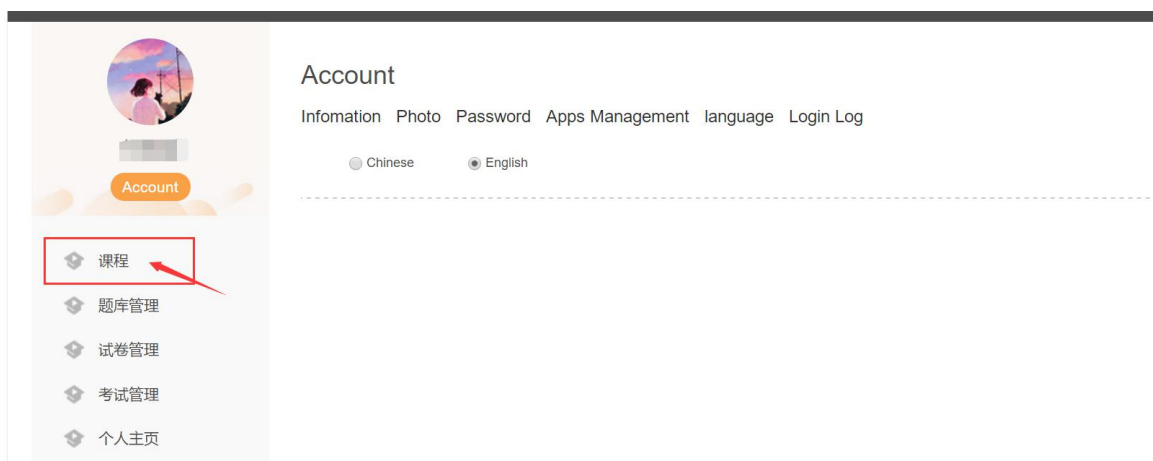
跳过 >

After you open the webpage, you should use your mobiles to open the APP “学习通 Xue Xi Tong” to log in, and scan the QR code to log in via your computer “学习通”

登录后可点击进入“学习空间”进行学习。After you log in, you should click “enter my space”



在学习空间左侧，点击“课程”—我学的课—选择课程进行学习。



点击进入课程 Please click “enter courses”

进入课程后，可查看章节列表的知识点，右上角为学习导航，可即时收到老师发布的学习任务、测验、作业及考试，查看自己的学习进度，并进行资料中的拓展学习，也可参与讨论、提问等。After you enter the course, you can check the knowledge points. In your right upper corner, you can find your study guidance, where you can receive study tasks, quizzes, assignments and tests. You can also check your study process, do advanced readings, participate in discussions there.

